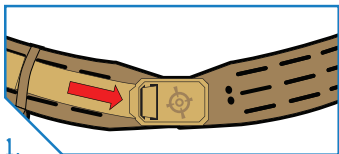


## BUCKLE CHANGE INSTRUCTION

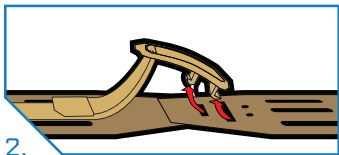
For GRID™ and Cobra® Buckles

TOOLS NEEDED: PHILLIPS & FLAT HEAD SCREWDRIVERS




1.

Belt with Nylon Buckle installed by default



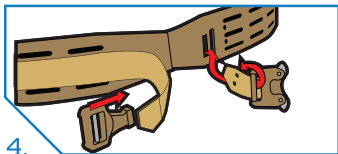
2.

Unbuckle Nylon Buckle

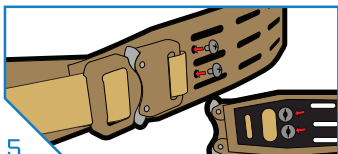


3.

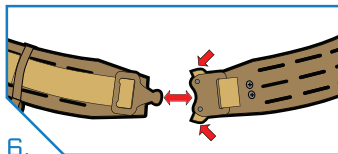
Remove buckle from strap



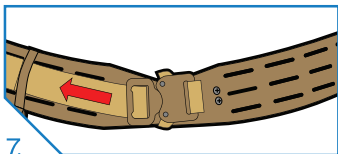
4. Add buckle retention strap and Cobra Buckle



5. Affix buckle retention strap with screws through belt holes (align strap / belt)



6. Buckle Cobra Buckle



7. Tighten to preference